



8 Strode Park Road, Herne Bay, Kent, CT6 7JG



Nicely presented 2 bedroom spacious detached bungalow on an elevated plot with distant views from the Lounge and rear garden. Features gas central heating and double glazing. No forward chain. Located close to the 'bus route for Canterbury and Herne Bay. Within a few minutes walk of the historic Village of Herne. Ideal retirement property.



**£299,995 Freehold**



### Entrance Porch

### Entrance Hall

Power point. Radiator. Built-in cupboard. Consumer unit. Access to roof with ladder.

### 'L' shaped Front Lounge

14'6 max depth x 11' widening to 23'4 reducing in (4.42m max depth x 3.35m widening to 7.11m reducing)  
Double aspect room. Pleasant views. 2 radiators. Modern fireplace with gas fire. T.V. point.

### Kitchen

approx 9'4 x 8'6 approx (approx 2.84m x 2.59m approx)

Resin style sink unit and mixer taps. Base units and wall cupboards. Worktop. Recess for washing machine. Larder cupboard. Airing cupboard with hot tank. Power points. Tiled floor. Radiator. Recess for gas cooker. Door to:-

### Rear Porch

4'2 x 6' (1.27m x 1.83m)

Pair of double glazed doors to side entrance.

### Bathroom & W.C.

Modern suite comprising:- Panelled bath. Pedestal washbasin. Half tiled walls. Tiled floor. Radiator. Shaver point.

### Shower/W.C.

Shower cubicle. Low level W.C. suite. Extractor unit. Wall heater. Tiled floor.

### Back Bedroom

11' x 10'4 (3.35m x 3.15m)

Built-in wardrobe. Radiator. Power points. Double glazed french doors to rear garden.

### Back Bedroom

13'10 x 12' (4.22m x 3.66m)

Built-in wardrobe. Radiator. Power points. Additional fitted wardrobe with mirrored centre door.

### Outside

Terraced rear garden on 3 levels. Feature steps. Walled areas plus lawn, flower beds. Summerhouse. Patio.

Pleasant views. Lower patio. Side entrance and gate.


Outside tap. 78ft long drive. 7' max width from bungalow to garage, widening to front area. Pair of wrought iron gates. Hose tap. Gas meter box.

### Detached Garage

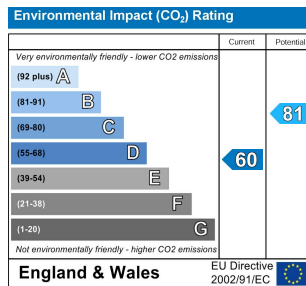
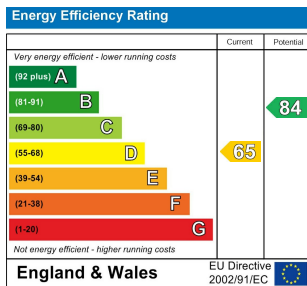
17' x 9' (5.18m x 2.74m)

### Council tax

Council banding 'D' £1552.01.



Whilst every attempt has been made to ensure the accuracy of the floor plan contained here, measurements of doors, windows, rooms and any other items are approximate and no responsibility is taken for any error, omission, or mis-statement. This plan is for illustrative purposes only and should be used as such by any prospective purchaser. The services, systems and appliances shown have not been tested and no guarantee as to their operability or efficiency can be given.  
Made with Metropix ©2017



**Note:**

We have not tested the heating system, electrical appliances or the electric, gas and plumbing systems.

If travelling any distance to view this property it is advisable to check the availability and viewing times before hand. Wilbee & Son, as agents, cannot be held responsible for lost journey times and / or any expenses incurred.

These particulars are issued on the condition that any negotiations respecting the property are through Wilbee & Son. Every care is taken in giving particulars but should any error inadvertently occur or any property found to be previously withdrawn or disposed of, Wilbee & Son do not hold themselves responsible for any expenses or loss of time incurred. Neither the Vendor, nor the Partners or any employee of Wilbee & Son make or give any representation or warranty in relation to the property.

Oyster Financial Services is an appointed representative of Openwork Limited, which is authorised and regulated by the Financial Services Authority



